

Alfa Revival Cup Mugello Racing Weekend Qualifying

Final Classification

No Drivers	Team	Car	Cl.	Time	Lap Total	Gap	Kph
1 98 W. BEN / F. BABINI	Scuderia Clemente Biondetti	GTAm	G2 TC 200i	2:11.649	5 9	- -	143.4
2 50 G. BARRI	OKP Alfa Delta Racing Team	GTAm	G2 TC 200i	2:12.185	3 7	+0.536 +0.536	142.8
3 87 D. BERTINELLI	Team Gatti	GTAm	G2 TC 200i	2:13.003	3 6	+1.354 +0.818	142.0
4 63 L. MERCATALI / N. MERCATALI	Scuderia Clemente Biondetti	GTAm	G2 TC 200i	2:13.598	3 9	+1.949 +0.595	141.3
5 95 D. PERFETTI	OKP Alfa Delta Racing Team	GTAm	G2 TC 200i	2:13.693	3 5	+2.044 +0.095	141.2
6 86 L. DEMARCHI / D. DOMENICHINI	Jolly Car Squadra Corse	GTAm	G2 TC 200i	2:14.656	4 6	+3.007 +0.963	140.2
7 69 B. LABER / L. STOJETZ	OKP Alfa Delta Racing Team	GTAm	G2 TC 200i	2:14.937	2 8	+3.288 +0.281	139.9
8 356 C. BARBOLINI / R. RAIMONDI	Circolo della Biella	GTAm	G2 TC 200i	2:15.352	5 9	+3.703 +0.415	139.5
9 85 P. BACHOFEN / F. ZAMUNER	OKP Alfa Delta Racing Team	GTAm	G2 TC 200i	2:16.290	4 9	+4.641 +0.938	138.5
10 81 E. CAPONI / F. SABATINI	Jolly Car Squadra Corse	GTAm	G2 TC 200i	2:16.430	3 5	+4.781 +0.140	138.4
11 34 M. KAMATA	OKP Alfa Delta Racing Team	GTAm	G2 TC 200i	2:17.444	7 8	+5.795 +1.014	137.4
12 106 G. SERIO / M. GUERRA	Carrera Team	Giulia Sprint GTA	I GR 5 160i	2:17.823	8 8	+6.174 +0.379	137.0
13 27 A. FRANCESCHETTI	Formula GT	GTAm	G2 TC 200i	2:18.454	5 8	+6.805 +0.631	136.4
14 36 C. ONDRAK / M. BORTOLAMI	OKP Alfa Delta Racing Team	Giulia Sprint GTA	I GR 5 160i	2:19.177	8 8	+7.528 +0.723	135.7
15 23 M. SALOMONE	OKP Alfa Delta Racing Team	GTAm	G2 TC 200i	2:19.975	8 8	+8.326 +0.798	134.9
16 100 M. KÖRBER / F. KÖRBER	OKP Alfa Delta Racing Team	Giulia Sprint GTA	F TC 1600	2:20.856	3 7	+9.207 +0.881	134.1
17 103 C. WINKLER / B. WINKLER		GTAm	G2 TC 200i	2:20.882	4 8	+9.233 +0.026	134.0
18 25 F. PANTALEO / A. CRESCENTI	Carrera Team	Giulia Sprint GTA	F TC 1600	2:21.029	2 8	+9.380 +0.147	133.9
19 16 M. GUERRA / E. BENEDINI	Carrera Team	Giulia Sprint GTA	F TC 1600	2:21.361	2 9	+9.712 +0.332	133.6
20 96 S. BARBIERI	AMG RS	GTAm	G2 TC 200i	2:21.810	2 5	+10.161 +0.449	133.1
21 93 H. LUGINBUEHL	Formula GT	GTAm	G2 TC 200i	2:23.797	8 9	+12.148 +1.987	131.3
22 24 D. INHELDER	Auto Engiadina	GTAm	G2 TC 200i	2:24.056	8 9	+12.407 +0.259	131.1
23 19 J. VON MUSCHWITZ	OKP Alfa Delta Racing Team	GTAm	G2 TC 200i	2:24.554	6 7	+12.905 +0.498	130.6
24 90 F. SLAMA		GTAm	G2 TC 200i	2:25.748	2 6	+14.099 +1.194	129.6
25 108 M. SORDI / G. SORDI	OKP Alfa Delta Racing Team	Giulia Super	H2 TC 160i	2:29.309	7 8	+17.660 +3.561	126.5
26 44 F. AMENDOLAGINE	Scuderia Capannone Garage	GT Veloce 2000	H1 T 2000	2:31.919	7 8	+20.270 +2.610	124.3
27 61 E. ACCIAI / G. ACCIAI	Scuderia Clemente Biondetti	GT Veloce 2000	H1 T 2000	2:33.216	6 9	+21.567 +1.297	123.2
28 60 C. FABBRINI / M. BINI	Scuderia Clemente Biondetti	GT Veloce 2000	H1 T 2000	2:33.942	2 8	+22.293 +0.726	122.7
29 20 M. MILLA / U. CAUCCI	Scuderia Capannone Garage	Giulia Super	H1 TC 160i	2:34.049	8 8	+22.400 +0.107	122.6
30 62 F. GIMIGNANI	Scuderia Clemente Biondetti	GT Veloce 2000	H1 T 2000	2:34.910	7 9	+23.261 +0.861	121.9
31 99 S. ROLLWAGEN	OKP Alfa Delta Racing Team	Giulia Sprint GT Veloce	G1 TC 160i	2:36.097	4 8	+24.448 +1.187	121.0
32 55 M. HALUSA / N. HALUSA	SEMA Racing	Giulia Sprint GTA	F TC 1600	2:36.590	6 8	+24.941 +0.493	120.6
33 5 R. RAIMONDI	Circolo della Biella	Giulietta Spider Veloce	E GTS 130C	2:37.972	2 4	+26.323 +1.382	119.5
34 33 S. SAMBATARO	Scuderia Etna	Giulia Ti Super	F TC 1600	2:42.573	7 8	+30.924 +4.601	116.1

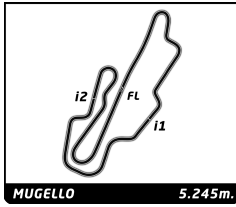
Fastest Lap: Lap 5 Walter BEN 2:11.649 143.4 Kph

CAR 36 EXCEEDING TRACK LIMIT IN T15 - LAP 7 TIME DELETED
CAR 24 EXCEEDING TRACK LIMIT IN T5 - LAP 9 TIME DELETED

Published at:

Track Status: **DRY**

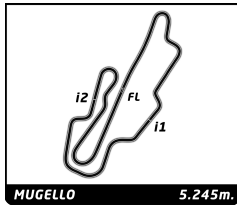
Stewards: Maria Grazia ARBERI Gianluca NATALONI Antonia MARMILLATA CSAI 26127 CSAI 338031 CSAI 371681			Timekeeper: Andrea RAPI
--	--	--	-----------------------------------



Alfa Revival Cup Mugello Racing Weekend Qualifying

Best Sector Times

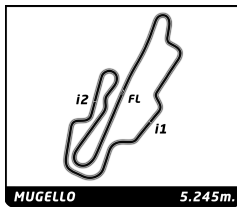
Sector 1			Sector 2			Sector 3			No Team	Class	Ideal Lap	Best Lap
No Driver	Time	No Driver	Time	No Driver	Time	No Driver	Time					
1	98 W.BEN	44.097	50 G.BARRI	40.101	98 W.BEN	46.870	1	98 Scuderia Clemente Biondetti	G2 TC 2000	2:11.428	2:11.649 (1)	
2	50 G.BARRI	44.556	98 W.BEN	40.461	87 D.BERTINELLI	46.972	2	50 OKP Alfa Delta Racing Team	G2 TC 2000	2:11.973	2:12.185 (2)	
3	63 L.MERCATALI	44.836	95 D.PERFETTI	40.488	63 L.MERCATALI	47.138	3	87 Team Gatti	G2 TC 2000	2:12.798	2:13.003 (3)	
4	95 D.PERFETTI	45.308	87 D.BERTINELLI	40.507	50 G.BARRI	47.316	4	63 Scuderia Clemente Biondetti	G2 TC 2000	2:13.112	2:13.598 (4)	
5	87 D.BERTINELLI	45.319	86 L.DEMARCHI	40.870	86 L.DEMARCHI	47.569	5	95 OKP Alfa Delta Racing Team	G2 TC 2000	2:13.422	2:13.693 (5)	
6	69 B.LABER	45.630	69 B.LABER	41.000	95 D.PERFETTI	47.626	6	86 Jolly Car Squadra Corse	G2 TC 2000	2:14.444	2:14.656 (6)	
7	36 C.ONDRAK	45.810	63 L.MERCATALI	41.138	356 C.BARBOLINI	47.823	7	69 OKP Alfa Delta Racing Team	G2 TC 2000	2:14.502	2:14.937 (7)	
8	81 E.CAPONI	45.890	36 C.ONDRAK	41.260	69 B.LABER	47.872	8	356 Circolo della Biella	G2 TC 2000	2:15.180	2:15.352 (8)	
9	34 M.KAMATA	45.951	356 C.BARBOLINI	41.287	81 E.CAPONI	48.422	9	85 OKP Alfa Delta Racing Team	G2 TC 2000	2:16.283	2:16.290 (9)	
10	86 L.DEMARCHI	46.005	85 P.BACHOFEN	41.654	106 G.SERIO	48.505	10	81 Jolly Car Squadra Corse	G2 TC 2000	2:16.430	2:16.430 (10)	
11	85 P.BACHOFEN	46.064	81 E.CAPONI	42.118	85 P.BACHOFEN	48.565	11	34 OKP Alfa Delta Racing Team	G2 TC 2000	2:16.711	2:17.444 (11)	
12	356 C.BARBOLINI	46.070	34 M.KAMATA	42.154	34 M.KAMATA	48.606	12	36 OKP Alfa Delta Racing Team	1 GR 5 1600	2:16.736	2:19.177 (14)	
13	27 A.FRANCESCETTI	46.450	106 G.SERIO	42.443	27 A.FRANCESCETTI	48.926	13	106 Carrera Team	1 GR 5 1600	2:17.823	2:17.823 (12)	
14	106 G.SERIO	46.875	25 F.PANTALEO	42.760	23 M.SALOMONE	49.243	14	27 Formula GT	G2 TC 2000	2:18.454	2:18.454 (13)	
15	23 M.SALOMONE	47.024	100 M.KÖRBER	43.033	36 C.ONDRAK	49.666	15	23 OKP Alfa Delta Racing Team	G2 TC 2000	2:19.953	2:19.975 (15)	
16	103 C.WINKLER	47.248	27 A.FRANCESCETTI	43.078	103 C.WINKLER	49.702	16	25 Carrera Team	F TC 1600	2:20.550	2:21.029 (18)	
17	96 S.BARBIERI	47.426	16 M.GUERRA	43.194	25 F.PANTALEO	49.757	17	100 OKP Alfa Delta Racing Team	F TC 1600	2:20.836	2:20.856 (16)	
18	16 M.GUERRA	47.616	23 M.SALOMONE	43.686	96 S.BARBIERI	49.879	18	103	G2 TC 2000	2:20.882	2:20.882 (17)	
19	100 M.KÖRBER	47.887	96 S.BARBIERI	43.875	100 M.KÖRBER	49.916	19	96 AMG RS	G2 TC 2000	2:21.180	2:21.810 (20)	
20	25 F.PANTALEO	48.033	103 C.WINKLER	43.932	16 M.GUERRA	50.551	20	16 Carrera Team	F TC 1600	2:21.361	2:21.361 (19)	
21	90 F.SLAMA	48.412	24 D.INHELDER	44.240	93 H.LUGINBUEHL	50.784	21	93 Formula GT	G2 TC 2000	2:23.797	2:23.797 (21)	
22	93 H.LUGINBUEHL	48.452	19 J.VON MUSCHWITZ	44.329	19 J.VON MUSCHWITZ	50.957	22	24 Auto Engiadina	G2 TC 2000	2:23.874	2:24.056 (22)	
23	24 D.INHELDER	48.552	93 H.LUGINBUEHL	44.561	24 D.INHELDER	51.082	23	19 OKP Alfa Delta Racing Team	G2 TC 2000	2:24.039	2:24.554 (23)	
24	19 J.VON MUSCHWITZ	48.753	108 M.SORDI	45.257	90 F.SLAMA	51.511	24	90	G2 TC 2000	2:25.709	2:25.748 (24)	
25	108 M.SORDI	50.499	90 F.SLAMA	45.786	55 M.HALUSA	53.157	25	108 OKP Alfa Delta Racing Team	H2 TC 1600	2:29.000	2:29.309 (25)	
26	44 F.AMENDOLAGINE	51.670	44 F.AMENDOLAGINE	46.373	108 M.SORDI	53.244	26	44 Scuderia Capannone Garage	H1 T 2000	2:31.919	2:31.919 (26)	
27	61 E.ACCIAI	52.043	61 E.ACCIAI	46.419	44 F.AMENDOLAGINE	53.876	27	55 SEMA Racing	F TC 1600	2:33.124	2:36.590 (32)	
28	99 S.ROLLWAGEN	52.086	60 C.FABBRINI	46.859	20 M.MILLA	54.362	28	61 Scuderia Clemente Biondetti	H1 T 2000	2:33.216	2:33.216 (27)	
29	60 C.FABBRINI	52.139	55 M.HALUSA	47.314	60 C.FABBRINI	54.492	29	60 Scuderia Clemente Biondetti	H1 T 2000	2:33.490	2:33.942 (28)	
30	62 F.GIMIGNANI	52.152	20 M.MILLA	47.352	62 F.GIMIGNANI	54.731	30	20 Scuderia Capannone Garage	H1 TC 1600	2:34.049	2:34.049 (29)	
31	20 M.MILLA	52.335	62 F.GIMIGNANI	47.380	61 E.ACCIAI	54.754	31	62 Scuderia Clemente Biondetti	H1 T 2000	2:34.263	2:34.910 (30)	
32	55 M.HALUSA	52.653	5 R.RAIMONDI	47.696	99 S.ROLLWAGEN	55.120	32	99 OKP Alfa Delta Racing Team	G1 TC 1600	2:35.561	2:36.097 (31)	
33	33 S.SAMBATARO	54.093	99 S.ROLLWAGEN	48.355	5 R.RAIMONDI	55.779	33	5 Circolo della Biella	E GTS 1300	2:37.972	2:37.972 (33)	
34	5 R.RAIMONDI	54.497	33 S.SAMBATARO	51.483	33 S.SAMBATARO	56.677	34	33 Scuderia Etna	F TC 1600	2:42.253	2:42.573 (34)	



Alfa Revival Cup Mugello Racing Weekend Qualifying

Best Top Speed

Team	Car	Class	Top Speed Driver	Top 1		Top 2		Top 3		Top 4		Top 5		
				Kph	Lap	Kph	Lap	Kph	Lap	Kph	Lap	Kph	Lap	
63 Scuderia Clemente Biondetti	GTAm	G2 TC 2000	L. MERCATALI	210.7	3	210.3	5	208.7	4	208.3	2	206.3	7	208,9
98 Scuderia Clemente Biondetti	GTAm	G2 TC 2000	W. BEN	210.7	6	209.1	5	208.3	3	207.9	4	206.3	2	208,5
87 Team Gatti	GTAm	G2 TC 2000	D. BERTINELLI	208.7	4	205.9	3	205.9	6	202.5	2	128.1	5	190,2
34 OKP Alfa Delta Racing Team	GTAm	G2 TC 2000	M. KAMATA	205.5	4	205.5	8	203.2	5	203.2	7	202.1	3	203,9
85 OKP Alfa Delta Racing Team	GTAm	G2 TC 2000	P. BACHOFEN	205.1	5	204.7	3	204.0	2	204.0	6	203.2	4	204,2
27 Formula GT	GTAm	G2 TC 2000	A. FRANCESCHETTI	204.7	5	204.7	8	204.0	4	203.6	2	201.0	3	203,6
50 OKP Alfa Delta Racing Team	GTAm	G2 TC 2000	G. BARRI	204.4	3	204.0	6	204.0	7	171.2	4	116.5	2	180,0
95 OKP Alfa Delta Racing Team	GTAm	G2 TC 2000	D. PERFETTI	204.4	4	204.4	5	203.2	3	125.0	2	101.3	1	167,7
356 Circolo della Biella	GTAm	G2 TC 2000	C. BARBOLINI	204.4	4	202.1	9	201.7	3	201.7	8	201.0	5	202,2
69 OKP Alfa Delta Racing Team	GTAm	G2 TC 2000	B. LABER	204.0	3	203.2	4	202.5	5	202.1	8	201.3	2	202,6
90	GTAm	G2 TC 2000	F. SLAMA	203.2	2	202.5	3	202.5	4	202.5	5	199.5	6	202,0
103	GTAm	G2 TC 2000	C. WINKLER	203.2	5	202.1	2	200.2	4	197.7	3	197.7	6	200,2
81 Jolly Car Squadra Corse	GTAm	G2 TC 2000	E. CAPONI	202.8	3	202.1	4	191.1	2	117.8	5	95.8	1	161,9
23 OKP Alfa Delta Racing Team	GTAm	G2 TC 2000	M. SALOMONE	202.1	8	201.0	3	201.0	4	201.0	5	200.6	7	201,1
36 OKP Alfa Delta Racing Team	Giulia Sprint GTA	I GR 5 1600	C. ONDRAK	201.3	7	201.3	8	197.3	4	196.6	3	196.2	2	198,5
93 Formula GT	GTAm	G2 TC 2000	H. LUGINBUHL	199.1	5	199.1	9	198.8	3	198.8	8	198.4	2	198,8
96 AMG RS	GTAm	G2 TC 2000	S. BARBIERI	198.8	3	197.0	5	196.6	2	108.5	4	82.3	1	156,6
106 Carrera Team	Giulia Sprint GTA	I GR 5 1600	G. SERIO	195.9	4	194.5	8	193.8	3	192.4	5	191.7	2	193,7
19 OKP Alfa Delta Racing Team	GTAm	G2 TC 2000	J. VON MUSCHWITZ	194.5	5	192.4	4	191.1	6	190.7	2	178.5	7	189,4
25 Carrera Team	Giulia Sprint GTA	F TC 1600	F. PANTALEO	193.8	4	192.1	3	191.1	2	190.7	8	190.4	7	191,6
86 Jolly Car Squadra Corse	GTAm	G2 TC 2000	L. DEMARCHI	191.1	2	190.1	4	188.4	3	180.0	5	126.3	6	175,2
100 OKP Alfa Delta Racing Team	Giulia Sprint GTA	F TC 1600	M. KÖRBER	189.4	7	187.8	6	186.8	3	186.5	4	186.2	2	187,3
16 Carrera Team	Giulia Sprint GTA	F TC 1600	M. GUERRA	188.7	2	188.7	4	188.4	3	188.1	7	186.2	8	188,0
24 Auto Engiadina	GTAm	G2 TC 2000	D. INHELDER	187.1	7	186.2	5	185.2	3	185.2	6	184.3	8	185,6
55 SEMA Racing	Giulia Sprint GTA	F TC 1600	M. HALUSA	183.3	7	179.7	6	174.8	5	172.3	3	170.7	4	176,2
108 OKP Alfa Delta Racing Team	Giulia Super	H2 TC 1600	M. SORDI	182.4	3	180.9	2	180.0	5	179.7	7	179.7	8	180,5
33 Scuderia Etna	Giulia Ti Super	F TC 1600	S. SAMBATARO	180.3	7	179.7	4	179.7	5	179.4	8	178.5	6	179,5
99 OKP Alfa Delta Racing Team	Giulia Sprint GT Veloce	G1 TC 1600	S. ROLLWAGEN	180.0	5	178.8	4	178.8	6	178.2	8	177.4	2	178,6
44 Scuderia Capannone Garage	GT Veloce 2000	H1 T 2000	F. AMENDOLAGINE	179.7	7	178.8	3	178.2	5	176.8	2	176.8	4	178,1
62 Scuderia Clemente Biondetti	GT Veloce 2000	H1 T 2000	F. GIMIGNANI	178.5	8	177.9	9	176.8	6	175.9	7	170.4	2	175,9
20 Scuderia Capannone Garage	Giulia Super	H1 TC 1600	M. MILLA	175.1	8	173.7	7	172.8	4	172.3	3	143.6	5	167,5
60 Scuderia Clemente Biondetti	GT Veloce 2000	H1 T 2000	C. FABBRINI	173.1	5	172.6	4	172.3	2	172.0	3	172.0	7	172,4
5 Circolo della Biella	Giulietta Spider Veloce	E GTS 1300	R. RAIMONDI	170.1	3	164.2	2	101.4	4	94.8	1			132,6
61 Scuderia Clemente Biondetti	GT Veloce 2000	H1 T 2000	E. ACCIAI	166.7	4	166.5	5	166.0	6	164.5	3	163.5	2	165,4



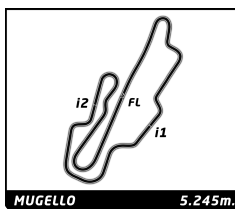
Alfa Revival Cup

Mugello Racing Weekend

Qualifying

Fastest Lap Sequence

Elapsed	No Team	Car	Class	Driver	Time	Kph	Lap
5:04.309	98 Scuderia Clemente Biondetti	GTAm	G2 TC 2000	Walter BEN	2:14.721	140.2	2
5:08.563	63 Scuderia Clemente Biondetti	GTAm	G2 TC 2000	Luigi MERCATALI	2:14.586	140.3	2
7:16.931	98 Scuderia Clemente Biondetti	GTAm	G2 TC 2000	Walter BEN	2:12.622	142.4	3
9:29.416	98 Scuderia Clemente Biondetti	GTAm	G2 TC 2000	Walter BEN	2:12.485	142.5	4
11:06.545	50 OKP Alfa Delta Racing Team	GTAm	G2 TC 2000	Giacomo BARRI	2:12.185	142.8	3
11:41.065	98 Scuderia Clemente Biondetti	GTAm	G2 TC 2000	Walter BEN	2:11.649	143.4	5



Alfa Revival Cup

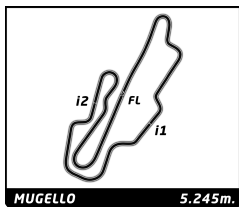
Mugello Racing Weekend

Qualifying

Sector Analysis

— Invalidated Lap ■ Personal Best ■ Session Best B Crossing the pit lane

Lap	Time	Sector 1	Sector 2	Sector 3	T.Spd	Elapsed	Lap	Time	Sector 1	Sector 2	Sector 3	T.Spd	Elapsed	
5	Circolo della Biella <small>Giulietta Spider Veloce</small>						<small>GTAm</small>							
	1. Riccardo RAIMONDI <small>E GTS 1300</small>						<small>G2 TC 2000</small>							
	1	3:12.074	1:26.376	49.452	56.246	94.8	3:12.074	1	4:10.662	2:20.762	52.792	57.108	96.7	4:10.662
	2	2:37.972	54.497	47.696	55.779	164.2	5:50.046	2	2:32.233	50.707	46.547	54.979	179.1	6:42.895
	3	15:37.405 B	57.966	57.744	...	170.1	21:27.451	3	2:30.098	49.725	45.964	54.409	185.2	9:12.993
16	Carrera Team <small>Giulia Sprint GTA</small>						<small>GTAm</small>							
	1. Marco GUERRA <small>F TC 1600</small>						<small>G2 TC 2000</small>							
	2. Emanuele BENEDETTI													
	1	3:35.362	1:53.497	48.491	53.374	102.3	3:35.362	1	4:06.955	2:19.490	50.983	56.482	95.8	4:06.955
	2	2:21.361	47.616	43.194	50.551	188.7	5:56.723	2	2:21.029	48.512	42.760	49.757	191.1	6:27.984
	3	2:32.108	48.976	47.690	55.442	188.4	8:28.831	3	2:28.524	50.932	46.028	51.564	192.1	8:56.508
	4	2:22.849	47.740	44.092	51.017	188.7	10:51.680	4	2:41.392	51.336	49.304	1:00.752	193.8	11:37.900
	5	3:19.082 B	51.033	181.8	14:10.762	5	3:19.402 B	52.613	160.8	14:57.302
	6	2:36.469	58.960	45.435	52.074	110.8	16:47.231	6	2:38.437	1:03.770	43.830	50.837	78.2	17:35.739
	7	2:28.168	50.299	45.901	51.968	188.1	19:15.399	7	2:23.636	48.548	44.012	51.076	190.4	19:59.375
19	OKP Alfa Delta Racing Team <small>GTAm</small>						<small>G2 TC 2000</small>							
	1. Jo VON MUSCHWITZ													
	1	4:19.930	2:36.661	50.389	52.880	105.8	4:19.930	1	3:25.166	1:40.786	49.926	54.454	65.9	3:25.166
	2	2:28.569	49.806	44.815	53.948	190.7	6:48.499	2	2:20.463	47.147	43.372	49.944	203.6	5:45.629
	3	2:28.807	50.810	46.365	51.632	175.1	9:17.306	3	2:27.801	49.771	46.100	51.930	201.0	8:13.430
	4	2:25.211	49.400	44.671	51.140	192.4	11:42.517	4	2:19.299	46.966	43.270	49.063	204.0	10:32.729
	5	2:25.293	49.348	44.988	50.957	194.5	14:07.810	5	2:18.454	46.450	43.078	48.926	204.7	12:51.183
	6	2:24.554	49.009	44.329	51.216	191.1	16:32.364	6	4:22.205 B	52.925	48.161	2:41.119	175.4	17:13.388
20	Scuderia Capannone Garage <small>Giulia Super</small>						<small>GTAm</small>							
	1. Marco MILLA <small>H1 TC 1600</small>						<small>G2 TC 2000</small>							
	2. Umberto CAUCCI													
	1	3:57.186	1:40.747	1:04.810	1:11.629	89.5	3:57.186	1	4:31.554	2:24.190	1:05.829	1:01.535	90.8	4:31.554
	2	2:50.788	59.580	52.542	58.666	140.3	6:47.974	2	2:47.163	55.695	53.106	58.362	169.1	7:18.717
	3	2:45.332	55.277	51.480	58.575	172.3	9:33.306	3	2:46.295	56.469	52.074	57.752	174.8	10:05.012
	4	2:45.616	55.574	51.539	58.503	172.8	12:18.922	4	2:43.338	54.756	51.483	57.099	179.7	12:48.350
	5	3:12.262 B	59.076	143.6	15:31.184	5	2:44.068	54.576	52.112	57.380	179.7	15:32.418
23	OKP Alfa Delta Racing Team <small>GTAm</small>						<small>G2 TC 2000</small>							
	1. Mario SALOMONE													
	1	4:07.454	2:19.139	52.510	55.805	95.4	4:07.454	1	2:43.385	54.935	51.565	56.885	179.4	23:45.826
	2	2:30.524	52.290	46.678	51.556	194.8	6:37.978	2	2:26.745	50.194	44.934	51.617	195.9	6:33.342
	3	2:25.737	48.560	46.273	50.904	201.0	9:03.715	3	2:23.961	48.345	45.068	50.548	202.1	8:57.303
	4	2:24.922	48.552	45.114	51.256	201.0	11:28.637	4	4:06.597	2:17.490	52.282	56.825	89.2	4:06.597
	5	3:38.089 B	48.012	45.031	2:05.046	201.0	15:06.726	5	2:26.745	50.194	44.934	51.617	195.9	6:33.342
	6	2:38.003	57.808	47.023	53.172	130.8	17:44.729	6	2:23.961	48.345	45.068	50.548	202.1	8:57.303
24	Auto Engiadina <small>GTAm</small>						<small>G2 TC 2000</small>							
	1. Dario INHELDER													
	1	4:10.662	2:20.762	52.792	57.108	96.7	4:10.662	7	2:25.732	49.985	44.240	51.507	187.1	19:01.126
	2	2:32.233	50.707	46.547	54.979	179.1	6:42.895	8	2:24.056	48.552	44.405	51.099	184.3	21:25.182
	3	2:30.098	49.725	45.964	54.409	185.2	9:12.993	9	<u>2:25.342</u>	<u>49.603</u>	44.550	51.189	184.0	23:50.524
	4	2:25.970	49.586	44.842	51.542	180.3	11:38.963							
	5	2:31.408	51.103	47.568	52.737	186.2	14:10.371							
	6	2:25.023	49.317	44.624	51.082	185.2	16:35.394							
	25	Carrera Team <small>Giulia Sprint GTA</small>						<small>GTAm</small>						
1. Francesco PANTALEO <small>F TC 1600</small>						<small>G2 TC 2000</small>								
2. Antonio CRESCENTI														
1		4:06.955	2:19.490	50.983	56.482	95.8	4:06.955							
2		2:21.029	48.512	42.760	49.757	191.1	6:27.984							
3		2:28.524	50.932	46.028	51.564	192.1	8:56.508							
4		2:41.392	51.336	49.304	1:00.752	193.8	11:37.900							
5		3:19.402 B	52.613	160.8	14:57.302							
27	Formula GT <small>GTAm</small>						<small>G2 TC 2000</small>							
	1. Alberto FRANCESCHETTI													
	1	3:25.166	1:40.786	49.926	54.454	65.9	3:25.166							
	2	2:20.463	47.147	43.372	49.944	203.6	5:45.629							
	3	2:27.801	49.771	46.100	51.930	201.0	8:13.430							
	4	2:19.299	46.966	43.270	49.063	204.0	10:32.729							
	5	2:18.454	46.450	43.078	48.926	204.7	12:51.183							
	6	4:22.205 B	52.925	48.161	2:41.119	175.4	17:13.388							
33	Scuderia Etna <small>Giulia Ti Super</small>						<small>GTAm</small>							
	1. Sergio SABBATARO <small>F TC 1600</small>						<small>G2 TC 2000</small>							
	1	4:31.554	2:24.190	1:05.829	1:01.535	90.8	4:31.554							
	2	2:47.163	55.695	53.106	58.362	169.1	7:18.717							
	3	2:46.295	56.469	52.074	57.752	174.8	10:05.012							
	4	2:43.338	54.756	51.483	57.099	179.7	12:48.350							
	5	2:44.068	54.576	52.112	57.380	179.7	15:32.418							
	6	2:47.450	55.047	53.567	58.836	178.5	18:19.868							
34	OKP Alfa Delta Racing Team <small>GTAm</small>						<small>G2 TC 2000</small>							
	1. Matteo KAMATA													
	1	4:06.597	2:17.490	52.282	56.825	89.2	4:06.597							

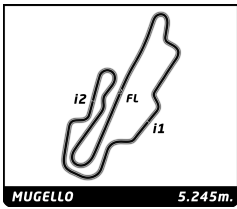


Alfa Revival Cup Mugello Racing Weekend Qualifying

Sector Analysis

— Invalidated Lap ■ Personal Best ■ Session Best B Crossing the pit lane

Lap	Time	Sector 1	Sector 2	Sector 3	T.Sp	Elapsed	Lap	Time	Sector 1	Sector 2	Sector 3	T.Sp	Elapsed
36 OKP Alfa Delta Racing Team Giulia Sprint GTA 1.Christian ONDRAK 2.Massimo BORTOLAMI													
4	2:21.126	47.757	44.070	49.299	205.5	11:18.429	1	3:08.359	1:22.971	49.079	56.309	91.6	3:08.359
5	3:52.478 B	46.877	46.374	2:19.227	203.2	15:10.907	2	2:33.942	52.139	47.311	54.492	172.3	5:42.301
6	2:33.872	58.386	45.340	50.146	127.9	17:44.779	3	2:35.368	53.114	47.608	54.646	172.0	8:17.669
7	2:17.444	46.172	42.666	48.606	203.2	20:02.223	4	2:34.740	52.716	46.859	55.165	172.6	10:52.409
8	2:21.237	47.659	44.200	49.378	205.5	22:23.460	5	4:07.826 B	52.144	47.715	2:27.967	173.1	15:00.235
							6	3:02.134	1:11.736	51.437	58.961	82.2	18:02.369
							7	2:44.551	55.107	51.549	57.895	172.0	20:46.920
							8	2:44.524	55.607	51.241	57.676	170.9	23:31.444
61 Scuderia Clemente Biondetti GT Veloce 2000 1.Edoardo ACCIAI 2.Gianni ACCIAI													
1	3:04.508	1:25.522	47.087	51.899	97.6	3:04.508	1	3:06.059	1:18.370	50.013	57.676	108.0	3:06.059
2	2:24.545	49.210	44.401	50.934	196.2	5:29.053	2	2:35.278	53.313	46.733	55.232	163.5	5:41.337
3	2:25.434	48.439	46.268	50.727	196.6	7:54.487	3	2:40.516	56.095	48.575	55.846	164.5	8:21.853
4	2:24.044	48.364	44.785	50.895	197.3	10:18.531	4	2:36.790	53.276	47.719	55.795	166.7	10:58.643
5	4:37.527 B	48.476	44.600	3:04.451	194.8	14:56.058	5	2:35.675	52.163	48.037	55.475	166.5	13:34.318
6	2:46.041	1:07.684	46.541	51.816	81.4	17:42.099	6	2:33.216	52.043	46.419	54.754	166.0	16:07.534
7	2:21.553	48.868	44.333	48.352	201.3	20:03.652	7	2:56.898 B	53.144			162.3	19:04.432
8	2:19.177	46.356	43.155	49.666	201.3	22:22.829	8	2:52.939	1:04.412	50.640	57.887	102.7	21:57.371
							9	2:47.538	54.742	48.748	1:04.048	161.8	24:44.909
44 Scuderia Capannone Garage GT Veloce 2000 1.Fausto AMENDOLAGINE													
1	3:32.021	1:40.235	55.324	56.462	87.5	3:32.021							
2	2:34.893	52.754	47.514	54.625	176.8	6:06.914							
3	2:34.269	51.731	47.636	54.902	178.8	8:41.183							
4	2:33.891	52.132	47.817	53.942	176.8	11:15.074							
5	4:18.684 B	51.882	48.629	2:38.173	178.2	15:33.758							
6	2:43.336	1:01.347	47.166	54.823	111.4	18:17.094							
7	2:31.919	51.670	46.373	53.876	179.7	20:49.013							
8	2:38.512	54.308	49.275	54.929		23:27.525							
50 OKP Alfa Delta Racing Team GTAm 1.Giacomo BARRI													
1	6:21.646 B	5:34.915			95.4	6:21.646							
2	2:32.714	1:00.630	43.282	48.802	116.5	8:54.360							
3	2:12.185	44.561	40.308	47.316	204.4	11:06.545							
4	2:36.787 B	52.373		171.2	113:43.332								
5	2:48.643	1:03.726	51.823	53.094	96.6	16:31.975							
6	2:23.514	44.769	43.616	55.129	204.0	18:55.489							
7	2:12.340	44.556	40.101	47.683	204.0	21:07.829							
55 SEMA Racing Giulia Sprint GTA 1.Martin HALUSA 2.Niklas HALUSA													
1	3:54.562	2:01.988	52.482	1:00.092	74.4	3:54.562							
2	2:39.379	54.098	49.324	55.957	170.4	6:33.941							
3	2:40.054	53.853	48.982	57.219	172.3	9:13.995							
4	2:39.188	54.506	48.445	56.237	170.7	11:53.183							
5	2:40.041	54.291	49.431	56.319	174.8	14:33.224							
6	2:36.590	52.653	48.197	55.740	179.7	17:09.814							
7	4:02.943 B	53.012	48.382	2:21.549	183.3	21:12.757							
8	2:43.811	1:03.340	47.314	53.157	116.2	23:56.568							
60 Scuderia Clemente Biondetti GT Veloce 2000 1.Carlo FABBRINI 2.Mauro BINI													
1	3:45.784	2:09.868	44.679	51.237	78.2	3:45.784							
2	2:14.937	46.065	41.000	47.872	201.3	6:00.721							
3	2:19.544	45.630	44.411	49.503	204.0	8:20.265							
4	2:17.040	46.535	41.799	48.706	203.2	10:37.305							
5	4:31.917 B	45.803	1:21.577	2:24.537	202.5	15:09.222							
62 Scuderia Clemente Biondetti GT Veloce 2000 1.Fabio GIMIGNANI													
1	3:48.988	1:57.343	50.854	1:00.791	74.5	3:48.988							
2	2:40.479	53.935	49.811	56.733	170.4	6:29.467							
3	2:44.445	55.533	50.718	58.194	166.7	9:13.912							
4	2:16.892 B	56.277			166.7	11:30.804							
5	2:47.594	1:03.550	48.418	55.626	116.9	14:18.398							
6	2:35.526	52.756	47.768	55.002	176.8	16:53.924							
7	2:34.910	52.152	48.027	54.731	175.9	19:28.834							
8	2:37.821	52.733	49.583	55.505	178.5	22:06.655							
9	2:34.505	52.164	47.380	54.961	177.9	24:41.160							
63 Scuderia Clemente Biondetti GTAm 1.Luigi MERCATALI 2.Niccolo' MERCATALI													
1	2:53.977	1:12.671	51.699	49.607	95.5	2:53.977							
2	2:14.586	45.556	41.691	47.339	208.3	5:08.563							
3	2:13.598	44.836	41.573	47.189	210.7	7:22.161							
4	2:13.603	45.327	41.138	47.138	208.7	9:35.764							
5	2:33.021 B	47.705			210.3	12:08.785							
6	2:36.832	59.640	45.361	51.831	119.7	14:45.617							
7	2:21.858	48.055	43.968	49.835	206.3	17:07.475							
8	2:22.814	48.749	43.990	50.075	202.5	19:30.289							
9	2:13.050 B	50.728			199.9	21:43.339							
69 OKP Alfa Delta Racing Team GTAm 1.Bernhard LABER 2.Lukas STOJETZ													
1	3:45.784	2:09.868	44.679	51.237	78.2	3:45.784							
2	2:14.937	46.065	41.000	47.872	201.3	6:00.721							
3	2:19.544	45.630	44.411	49.503	204.0	8:20.265							
4	2:17.040	46.535	41.799	48.706	203.2	10:37.305							
5	4:31.917 B	45.803	1:21.577	2:24.537	202.5	15:09.222							



Alfa Revival Cup

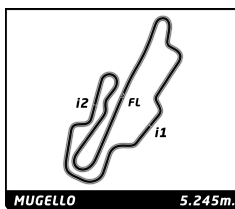
Mugello Racing Weekend

Qualifying

Sector Analysis

— Invalidated Lap ■ Personal Best ■ Session Best B Crossing the pit lane

Lap	Time	Sector 1	Sector 2	Sector 3	T.Spd	Elapsed	Lap	Time	Sector 1	Sector 2	Sector 3	T.Spd	Elapsed
6	2:32.642	57.241	45.372	50.029	130.8	17:41.864							
7	2:19.873	47.484	43.526	48.863	199.9	20:01.737							
8	2:22.634	47.995	45.210	49.429	202.1	22:24.371							
81 Jolly Car Squadra Corse GTAm							93 Formula GT GTAm						
1. Edoardo CAPONI							1. Hans LUGINBUEHL						
2. Fabrizio SABATINI							G2 TC 2000						
1	3:12.497	1:34.758	46.642	51.097	95.8	3:12.497	1	3:36.361	1:50.385	50.762	55.214	87.7	3:36.361
2	2:19.258	48.156	42.253	48.849	191.1	5:31.755	2	2:30.273	49.967	46.651	53.655	198.4	6:06.634
3	2:16.430	45.890	42.118	48.422	202.8	7:48.185	3	2:28.356	49.181	46.809	52.366	198.8	8:34.990
4	2:49.442 B	49.424			202.1	10:37.627	4	2:27.621	49.691	46.003	51.927	198.0	11:02.611
5	2:29.118	54.997	43.428	50.693	117.8	13:06.745	5	2:39.747	48.965	54.376	56.406	199.1	13:42.358
85 OKP Alfa Delta Racing Team GTAm							95 OKP Alfa Delta Racing Team GTAm						
1. Peter BACHOFEN							1. Daniele PERFETTI						
2. Fabrizio ZAMUNER							G2 TC 2000						
1	3:31.846	1:48.574	51.490	51.782	89.9	3:31.846	1	6:23.977 B	5:35.979			101.3	6:23.977
2	2:29.571	50.109	48.558	50.904	204.0	6:01.417	2	2:31.236	58.990	43.157	49.089	125.0	8:55.213
3	2:21.715	46.398	45.350	49.967	204.7	8:23.132	3	2:13.693	45.326	40.488	47.879	203.2	11:08.906
4	2:16.290	46.071	41.654	48.565	203.2	10:39.422	4	2:36.095	45.603	54.787	55.705	204.4	13:45.001
5	2:16.860	46.064	41.965	48.831	205.1	12:56.282	5	2:13.835	45.308	40.901	47.626	204.4	15:58.836
6	2:17.824	46.620	42.066	49.138	204.0	15:14.106							
7	3:54.382 B	51.067	48.843	2:14.472	177.4	19:08.488							
8	2:41.195	1:01.097	47.862	52.236	90.4	21:49.683							
9	2:26.558	48.844	45.261	52.453	198.0	24:16.241							
86 Jolly Car Squadra Corse GTAm							96 AMG RS GTAm						
1. Luca DEMARCHI							1. Stefano BARBIERI						
2. Dario DOMENICHINI							G2 TC 2000						
1	3:17.781	1:37.544	44.442	55.795	77.8	3:17.781	1	3:46.981	2:03.644	50.734	52.603	82.3	3:46.981
2	2:16.242	46.611	41.761	47.870	191.1	5:34.023	2	2:21.810	48.056	43.875	49.879	196.6	6:08.791
3	2:15.118	46.005	41.544	47.569	188.4	7:49.141	3	5:04.278 B	57.239	55.524	3:11.515	198.8	11:13.069
4	2:14.656	46.006	40.870	47.780	190.1	10:03.797	4	2:33.467	57.538	45.457	50.472	108.5	13:46.536
5	2:55.033 B	50.044			180.0	12:58.830	5	2:22.052	47.426	43.935	50.691	197.0	16:08.588
6	2:38.702	1:00.004	47.112	51.586	126.3	15:37.532							
87 Team Gatti GTAm							98 Scuderia Clemente Biondetti GTAm						
1. Davide BERTINELLI							1. Walter BEN						
G2 TC 2000							2. Fabio BABINI						
1	2:44.738	1:08.377	46.399	49.962	93.5	2:44.738	1	2:49.588	1:13.690	46.113	49.785	115.4	2:49.588
2	2:27.469	54.003	44.494	48.972	202.5	5:12.207	2	2:14.721	45.670	41.735	47.316	206.3	5:04.309
3	2:13.003	45.524	40.507	46.972	205.9	7:25.210	3	2:12.622	44.871	40.461	47.290	208.3	7:16.931
4	2:39.591 B	47.469			208.7	10:04.801	4	2:12.485	44.342	40.637	47.506	207.9	9:29.416
5	2:31.076	55.953	45.331	49.792	128.1	12:35.877	5	2:11.649	44.097	40.682	46.870	209.1	11:41.065
6	2:14.376	45.470	41.548	47.358	205.9	14:50.253	6	3:06.545 B	46.091			210.7	14:47.610
90 GTAm							99 OKP Alfa Delta Racing Team Giulia Sprint GT Veloce						
1. Franz SLAMA							1. Stefan ROLLWAGEN						
G2 TC 2000							G1 TC 1600						
1	3:26.371	1:43.096	51.186	52.089	70.2	3:26.371	1	4:24.365	2:29.068	58.104	57.193	102.7	4:24.365
2	2:25.748	48.451	45.786	51.511	203.2	5:52.119	2	2:41.234	53.031	49.569	58.634	177.4	7:05.599
3	2:40.068	52.109	54.263	53.696	202.5	8:32.187	3	2:39.343	53.070	49.638	56.635	175.4	9:44.942
4	2:26.953	48.412	46.943	51.598	202.5	10:59.140	4	2:36.097	52.279	48.698	55.120	178.8	12:21.039
5	2:31.961	48.687	50.239	53.035	202.5	13:31.101	5	2:42.863	55.037	51.211	56.615	180.0	15:03.902
6	2:27.025	49.116	46.171	51.738	199.5	15:58.126	6	2:45.259	52.086	52.165	1:01.008	178.8	17:49.161
							7	2:40.307	53.296	50.710	56.301	177.1	20:29.468
							8	2:36.465	52.661	48.355	55.449	178.2	23:05.933



Alfa Revival Cup

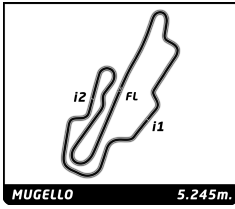
Mugello Racing Weekend

Qualifying

Sector Analysis

— Invalidated Lap ■ Personal Best ■ Session Best B Crossing the pit lane

Lap	Time	Sector 1	Sector 2	Sector 3	T.Sp	Elapsed	Lap	Time	Sector 1	Sector 2	Sector 3	T.Sp	Elapsed	
100	OKP Alfa Delta Racing Team 1.Mathias KÖRBER 2.Fabian KÖRBER						Giulia Sprint GTA F TC 1600	6	2:46.713 B	51.979			181.2	14:42.630
	7	2:38.146	1:00.015	46.166	51.965	103.1	17:20.776							
	8	2:25.833	48.716	45.301	51.816	201.7	19:46.609							
	9	2:26.626	49.237	46.283	51.106	202.1	22:13.235							
	1	3:00.059	1:21.414	46.743	51.902	98.7	3:00.059							
	2	2:21.504	48.364	43.224	49.916	186.2	5:21.563							
	3	2:20.856	47.887	43.033	49.936	186.8	7:42.419							
	4	3:27.355 B	48.946			186.5	11:09.774							
5	2:40.549	59.620	46.706	54.223	90.7	13:50.323								
6	2:23.756	48.589	43.935	51.232	187.8	16:14.079								
7	2:25.004	49.480	44.219	51.305	189.4	18:39.083								
103	1.Christoph WINKLER 2.Bernd WINKLER						GTA G2 TC 2000	1	3:26.840	1:43.559	52.078	51.203	75.3	3:26.840
	2	2:25.521	49.391	44.733	51.397	202.1	5:52.361							
	3	2:26.407	52.004	44.314	50.089	197.7	8:18.768							
	4	2:20.882	47.248	43.932	49.702	200.2	10:39.650							
	5	2:33.577	49.833	51.396	52.348	203.2	13:13.227							
	6	2:26.094	49.345	45.595	51.154	197.7	15:39.321							
	7	2:29.372	49.156	49.034	51.182	190.1	18:08.693							
	8	2:24.534	48.965	44.935	50.634	193.5	20:33.227							
106	Carrera Team 1.Giovanni SERIO 2.Massimo GUERRA						Giulia Sprint GTA 1 GR 5 1600	1	3:26.294	1:42.322	50.139	53.833	75.0	3:26.294
	2	2:28.616	49.721	47.033	51.862	191.7	5:54.910							
	3	2:29.246	50.305	47.182	51.759	193.8	8:24.156							
	4	2:24.704	48.972	44.513	51.219	195.9	10:48.860							
	5	2:28.000 B	49.088			192.4	13:16.860							
	6	2:38.835	1:00.288	46.835	51.712	114.6	15:55.695							
	7	2:21.504	47.156	43.052	51.296	191.4	18:17.199							
	8	2:17.823	46.875	42.443	48.505	194.5	20:35.022							
108	OKP Alfa Delta Racing Team 1.Mattia SORDI 2.Giulio SORDI						Giulia Super H2 TC 1600	1	3:46.581	2:02.131	47.569	56.881	93.6	3:46.581
	2	2:34.369	51.131	46.463	56.775	180.9	6:20.950							
	3	2:32.782	51.315	47.545	53.922	182.4	8:53.732							
	4	2:31.374	51.181	46.690	53.503	178.5	11:25.106							
	5	4:10.764 B	50.593	45.257	2:34.914	180.0	15:35.870							
	6	2:43.782	1:01.895	48.545	53.342	120.3	18:19.652							
	7	2:29.309	50.499	45.566	53.244	179.7	20:48.961							
	8	2:31.351	51.604	45.690	54.057	179.7	23:20.312							
356	Circolo della Biella 1.Carlo BARBOLINI 2.Raffaele RAIMONDI						GTA G2 TC 2000	1	2:36.924 B	1:45.943			78.3	2:36.924
	2	2:30.072	59.340	42.561	48.171	124.0	5:06.996							
	3	2:16.524	46.129	42.572	47.823	201.7	7:23.520							
	4	2:17.045	46.166	41.287	49.592	204.4	9:40.565							
	5	2:15.352	46.070	41.384	47.898	201.0	11:55.917							

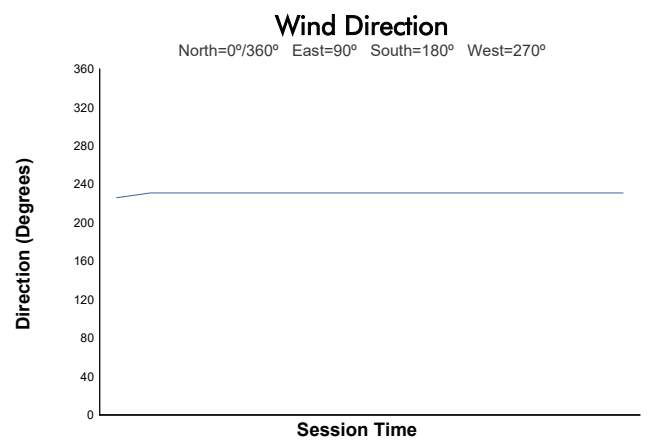
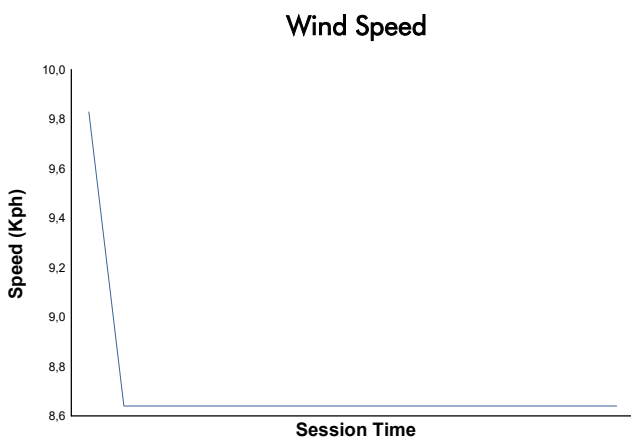
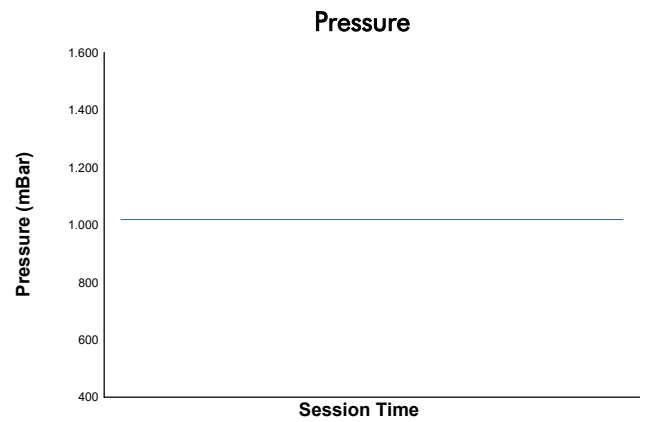
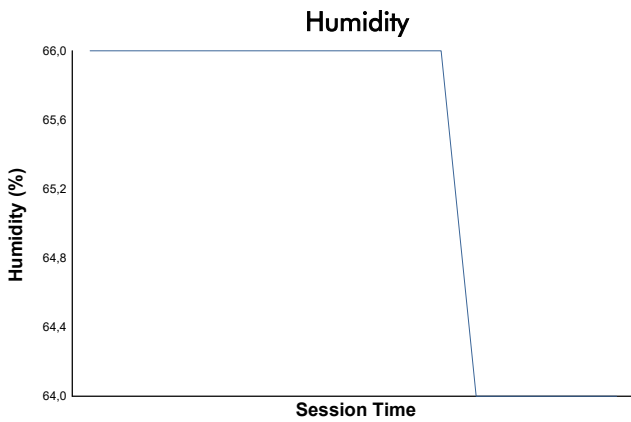
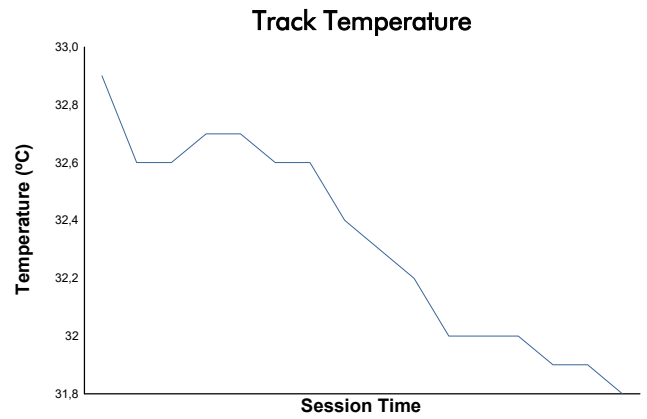
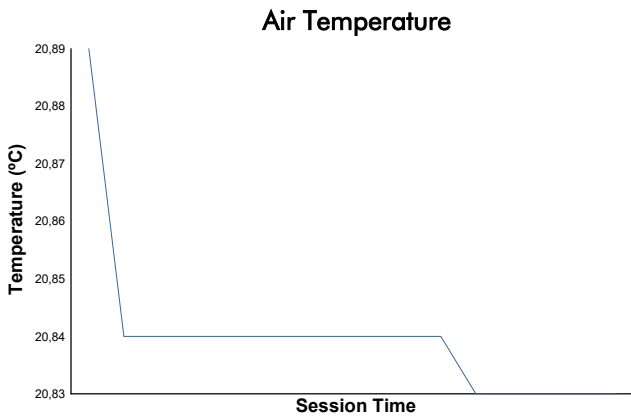


Alfa Revival Cup

Mugello Racing Weekend

Qualifying

Weather Report



Track Status: **DRY**